



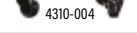
















# Grease Piston Pumps Accessories

Dollies	 4310-001	4310-005 Dolly Base, 25 - 35 lb/5 gal	Hold down rod kits		7120-025 Hold down rod kit, Lion™ 450/600 120 lb for use with 4420-014 Drum cover for Lion™ 450/600, 120 lb
		4310-001 Band Dolly, 120 lb/16 gal			
		4310-003 Band dolly, 120 lb/16 gal wide track			
	 4310-004	4310-004 Dolly, 400 lb/55 gal HD			
Carts	 4320-011	4320-011 Drum cart: 35 lb grease	Grease pump hoist		4450-002 Pump Lift, Air Operated for Lion™ 450/600
	 4320-012	4320-012 Drum cart: 120 lb/16 gal grease, 2 rear wheels. Front stabilizing rubber pads.			
	 4320-013	4320-013 Drum cart: 400 lb/55 gal	Base plate		4450-005 Base plate for pump hoist & inductor
	 4320-014	4320-014 Drum cart: 400 lb/55gal heavy duty, 3 wheels with rear locking caster (to mount hose reel, use 2230-036 hose reel mount kit)			
Shut-off valve bleed type for air		3230-009 Shut-off valve, 3/8" NPT(F), 200 psi (13.7 bar)	Mobile drum cover		4420-014 Mobile drum cover, 120 lb for Panther® HP 50:1- Center (Mobile drum covers require hold down rods, use 7120-025). For use with Panther® pump. Ask for flange mount kit 7120-026.
		3230-010 Shut-off valve, 1/2" NPT(F), 200 psi (13.7 bar)			
		3230-011 Shut-off valve, 3/4" NPT(F), 200 psi (13.7 bar)			
Ball valve fully ported		3230-023 Ball valve, 3/8" 7250 psi (500 bar)			4420-013 Mobile drum cover, 400 lb for Panther® HP 50:1- Center hole (Mobile drum covers require hold down rods, use 7120-024).
		3230-015 Ball valve, 1/2" 7250 psi (500 bar)			
		3230-016 Ball valve, 3/4" 5800 psi (400 bar)			
		3230-017 Ball valve, 1" 5075 psi (350 bar)			

1

## Mobile Grease Packages



	7120-015 PANTHER® HP 50:1	7120-016 PANTHER® HP 50:1
Designed For Drum Size	120 lb / 16 gal	400 lb / 55 gal
Bare Pump	1150-010	1150-011
Air Hose 5' x 3/8"	8132-005	8132-005
Fluid Hose 10' x 3/8"	8331-010	8331-010
Follower Plate	4440-008	4440-009
Drum Cover	4420-014	4420-013
Flange Mount Kit	7120-026	7120-026
Hold Down Rod	7120-025	7120-024